





STATEMENT OF APPROPRIATIONS, ALLOTMENTS, OBLIGATIONS, DISBURSEMENTS AND BALANCES
As of the Quarter Ending September 30, 2015

Department : STATE UNIVERSITIES & COLLEGES
Agency Operating Unit : MINDANAO STATE UNIVERSITY AT NAAWAN
Organizational Code (UACS): 08 110 04 00004
Funding Source Code: 01 1 01 101

X	Current Year Appropriations
	Supplemental Appropriations
	Continuing Appropriations

Particulars	UACS CODE	Appropriations			Allotments					Current Year Obligations				Current Year Disbursements				Balances			
		Authorized Appropriation	Adjustments	Adjusted Appropriation	Allotments Received	Adjustments (Withdrawal)	Transfer To	Transfer From	Adjusted Total Allotments	1st Quarter ending March 31	2nd Quarter ending June 30	3rd Quarter ending Sept. 30	Total	1st Quarter ending March 31	2nd Quarter ending June 30	3rd Quarter ending Sept. 30	Total	Unreleased Appropriation	Unobligated Allotment	Unpaid Obligations (15-20)=(23+24)	
1	2	3	4	5=(3+4)	6	7	8	9	10=[(6+(-7)-8+9)]	11	12	13	15=(11+12+13+14)	16	17	18	20=(16+17+18+19)	21=(5-10)	22=(10-15)	23	24
1. CURRENT YEAR BUDGET/APPROPRIATIONS																					
A. AGENCY SPECIFIC BU 01 101																					
General Administration and Support																					
General Administration and Supervision																					
Personnel Services	1	17,047,559.20		17,047,559.20	17,047,559.20				17,047,559.20	3,683,116.71	3,917,110.82	4,352,332.79	11,952,560.32	3,683,116.71	3,917,110.82	4,352,332.79	11,952,560.32	-	5,094,998.88	-	-
MOOE	2	3,572,000.00		3,572,000.00	3,572,000.00				3,572,000.00	739,319.75	805,449.02	728,990.33	2,273,759.10	427,016.40	1,020,542.37	529,667.33	1,977,226.10	-	1,298,240.90	296,533.00	-
Fin. Exp.	3			-	-				-	-	-	-	-	-	-	-	-	-	-	-	-
CO	6			-	-				-	-	-	-	-	-	-	-	-	-	-	-	-
Support to Operations																					
Personnel Services	1	2,396,867.00		2,396,867.00	2,396,867.00				2,396,867.00	556,858.53	594,506.70	646,803.20	1,798,168.43	556,858.53	594,506.70	646,803.20	1,798,168.43	-	598,698.57	-	-
MOOE	2	123,000.00		123,000.00	123,000.00				123,000.00	23,422.40	-	330.00	23,752.40	23,422.40	-	330.00	23,752.40	-	99,247.60	-	-
Operations																					
MFO 1 - Advanced & Higher Education																					
Personnel Services	1	39,441,341.37		39,441,341.37	39,168,715.37				39,168,715.37	9,753,053.26	8,757,302.37	11,121,812.57	29,632,168.20	9,753,053.26	8,757,302.37	11,121,812.57	29,632,168.20	272,626.00	9,536,547.17	-	-
MOOE	2	5,061,000.00		5,061,000.00	4,061,000.00				4,061,000.00	138,412.14	84,675.11	599,558.73	822,645.98	138,412.14	84,675.11	574,793.00	797,880.25	1,000,000.00	3,238,354.02	24,765.73	-
MFO 2 - Research Services																					
Personnel Services	1	18,768,145.43		18,768,145.43	18,768,145.43				18,768,145.43	4,146,032.97	4,621,233.97	5,236,671.90	14,003,938.84	4,146,032.97	4,621,233.97	5,236,671.90	14,003,938.84	-	4,764,206.59	-	-
MOOE	2	265,000.00		265,000.00	265,000.00				265,000.00	22,174.90	14,040.00	11,741.00	47,955.90	22,174.90	14,040.00	11,281.00	47,495.90	-	217,044.10	460.00	-
MFO 3 - Extension Services																					
Personnel Services	1	2,790,927.00		2,790,927.00	2,790,927.00				2,790,927.00	580,768.50	648,732.00	722,431.50	1,951,932.00	580,768.50	648,732.00	722,431.50	1,951,932.00	-	838,995.00	-	-
MOOE	2	137,000.00		137,000.00	137,000.00				137,000.00	2,619.60	4,695.00	13,583.00	20,897.60	2,619.60	4,695.00	10,321.00	17,635.60	-	116,102.40	3,262.00	-
Locally Funded Projects																					
MOOE	2	8,200,000.00		-	-				-	-	-	-	-	-	-	-	-	(5,000,000.00)	4,940,000.00	60,000.00	-
CO	6	9,000,000.00		-	5,000,000.00				5,000,000.00	-	-	60,000.00	60,000.00	-	-	-	-	-	-	-	-
Sub-Total Agency Specific Budget																					
Personnel Services	1	80,444,840.00	-	80,444,840.00	80,172,214.00	-	-	-	80,172,214.00	18,719,829.97	18,538,885.86	22,080,051.96	59,338,767.79	18,719,829.97	18,538,885.86	22,080,051.96	59,338,767.79	272,626.00	20,833,446.21	-	-
MOOE	2	17,358,000.00	-	9,158,000.00	8,158,000.00	-	-	-	8,158,000.00	925,948.79	908,859.13	1,354,203.06	3,189,010.98	613,645.44	1,123,952.48	1,126,392.33	2,863,990.25	1,000,000.00	4,968,989.02	325,020.73	-
Fin. Exp.	3			-	-				-	-	-	-	-	-	-	-	-	-	-	-	-
CO	6	9,000,000.00		9,000,000.00	5,000,000.00				5,000,000.00	-	-	60,000.00	60,000.00	-	-	-	-	4,000,000.00	4,940,000.00	60,000.00	-
II. AUTOMATIC APPROPRIATIONS																					
Retirement and Life Insurance Premiums																					
Personnel Services	104102	7,143,280.00		7,143,280.00	7,143,280.00				7,143,280.00	1,882,126.01	1,669,868.83	1,651,254.04	5,203,248.88	1,882,126.01	1,669,868.83	1,651,254.04	5,203,248.88	-	1,940,031.12	-	-
Customs Duties and Taxes				-	-				-	-	-	-	-	-	-	-	-	-	-	-	-
Maintenance & Other Operating Expenses				-	-				-	-	-	-	-	-	-	-	-	-	-	-	-
Others (Please specify)				-	-				-	-	-	-	-	-	-	-	-	-	-	-	-
Sub-Total Automatic Appropriations																					
Personnel Services	110410	7,143,280.00	-	7,143,280.00	7,143,280.00				7,143,280.00	1,882,126.01	1,669,868.83	1,651,254.04	5,203,248.88	1,882,126.01	1,669,868.83	1,651,254.04	5,203,248.88	-	1,940,031.12	-	-
GRAND TOTAL																					
Personnel Services		87,588,120.00		87,588,120.00	87,315,494.00				87,315,494.00	20,601,955.98	20,208,754.69	23,731,306.00	64,542,016.67	20,601,955.98	20,208,754.69	23,731,306.00	64,542,016.67	272,626.00	22,773,477.33	-	-
MOOE		17,358,000.00		17,358,000.00	8,158,000.00				8,158,000.00	925,948.79	908,859.13	1,354,203.06	3,189,010.98	613,645.44	1,123,952.48	1,126,392.33	2,863,990.25	1,000,000.00	4,968,989.02	325,020.73	-
CO		9,000,000.00		9,000,000.00	5,000,000.00				5,000,000.00	-	-	60,000.00	60,000.00	-	-	-	-	4,000,000.00	4,940,000.00	60,000.00	-
Recapitulation by MFO:																					
MFO 1- Advanced & Higher Education		48,005,341.37		48,005,341.37	46,732,715.37				46,732,715.37	10,893,349.68	9,637,179.08	12,522,589.14	33,053,117.90	10,893,349.68	9,637,179.08	12,497,823.91	33,028,352.67	-	13,679,597.47	24,765.23	-
MFO 2 - Research Services		20,785,145.43		20,785,145.43	20,785,145.43				20,785,145.43	4,610,556.83	5,077,525.69	5,670,436.34	15,358,518.86	4,610,556.83	5,077,525.69	5,669,976.34	15,358,058.86	-	5,426,626.57	460.00	-
MFO 3 - Extension Services		3,189,927.00		3,189,927.00	3,189,927.00				3,189,927.00	644,843.58	714,960.72	797,636.54	2,157,440.84	644,843.58	714,960.72	794,374.54	2,154,178.84	-	1,032,486.16	3,262.00	-
GRAND TOTAL																					
		113,946,120.00	-	113,946,120.00	100,473,494.00	-	-	-	100,473,494.00	21,527,904.77	21,117,613.82	25,145,509.06	67,791,027.65	21,215,601.42	21,332,707.17	24,857,698.33	67,406,006.92	5,272,626.00	32,682,466.35	385,020.73	-

Certified Correct:  MITZI GLYN M. ONDO Administrative Officer V Date:	Certified Correct:  RHODA P. ABARY OIC- Accountant Date:	Recommending Approval:  RHODA P. ABARY Chief Administrative Officer Date:	Approved By:  PROSERPINA G. ROXAS, Ph.D. Chancellor II Date:
--	--	--	--