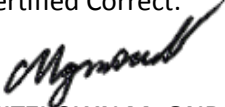





STATEMENT OF APPROVED BUDGET, UTILIZATION, DISBURSEMENTS AND BALANCES
As of the Quarter Ending September 30, 2014

Department : **STATE UNIVERSITIES & COLLEGES**
Agency Operating Unit : **MINDANAO STATE UNIVERSITY AT NAAWAN**
Organizational Code (UACS): **08 110 04 00004**
Funding Source Code: **2 06 441**

Particulars	UACS CODE	Approved Budget			Budget Utilization				Disbursements				Balances		
		Approved Budgeted Revenue	Adjustments (Additions, Reductions, Realignment)	Adjusted Budgeted Revenue	1st Quarter ending March 31	2nd Quarter ending June 30	3rd Quarter ending Sept. 30	Total	1st Quarter ending March 31	2nd Quarter ending June 30	3rd Quarter ending Sept. 30	Total	Unutilized Budget	Unpaid Obligations (10-15)=(17+18)	
1	2	3	4	5=(3+4)	6	7	8	10=(6+7+8+9)	11	12	13	15=(11+12+13+14)	16=(5-10)	17	18
1. Agency Approved Budget															
General Administration and Support	100010000														
General Administration and Supervision	100010001														
Personnel Services	1			-				-				-	-	-	-
MOOE	2	4,044,461.64		4,044,461.64	903,856.69	1,139,284.64	1,501,507.11	3,544,648.44	897,956.69	1,138,324.64	1,508,367.11	3,544,648.44	499,813.20	-	-
CO	6	1,229,600.00		1,229,600.00	371,265.00	215,881.00	73,870.00	661,016.00	135,646.50	451,499.50	73,870.00	661,016.00	568,584.00	-	-
Support to Operations	200000000														
Personnel Services	1			-				-				-	-	-	-
MOOE	2	72,295.01		72,295.01	13,956.00	18,267.00	145,592.70	177,815.70	13,956.00	18,267.00	145,592.70	177,815.70	(105,520.69)	-	-
CO	6	229,310.00		229,310.00				-				-	229,310.00	-	-
Operations	300000000														
MFO 1 - Advanced & Higher Education	301000000														
Personnel Services	1	5,675,678.60		5,675,678.60	1,425,055.37	1,003,848.33	3,556,566.82	5,985,470.52	1,425,055.37	979,078.83	3,467,500.24	5,871,634.44	(309,791.92)	113,836.08	-
MOOE	2	1,894,234.40		1,894,234.40	134,150.00	331,993.49	992,039.27	1,458,182.76	107,199.00	121,288.11	563,133.23	791,620.34	436,051.64	-	666,562.42
CO	6	2,331,825.13		2,331,825.13	618.00	965,934.20	794,363.70	1,760,915.90	618.00	537,924.20	948,404.30	1,486,946.50	570,909.23	-	273,969.40
MFO 2 - Research Services	302000000														
Personnel Services	1			-				-				-	-	-	-
MOOE	2	16,605.00		16,605.00			8,787.00	8,787.00			8,787.00	8,787.00	7,818.00	-	-
CO	6			-				-				-	-	-	-
MFO 3 - Extension Services	303000000														
Personnel Services	1			-				-				-	-	-	-
MOOE	2			-				-				-	-	-	-
CO	6			-				-				-	-	-	-
GRAND TOTAL															
Personnel Services	1	5,675,678.60	-	5,675,678.60	1,425,055.37	1,003,848.33	3,556,566.82	5,985,470.52	1,425,055.37	979,078.83	3,467,500.24	5,871,634.44	(309,791.92)	113,836.08	-
MOOE	2	6,027,596.05	-	6,027,596.05	1,051,962.69	1,489,545.13	2,647,926.08	5,189,433.90	1,019,111.69	1,277,879.75	2,225,880.04	4,522,871.48	838,162.15	-	666,562.42
CO	6	3,790,735.13	-	3,790,735.13	371,883.00	1,181,815.20	868,233.70	2,421,931.90	136,264.50	989,423.70	1,022,274.30	2,147,962.50	1,368,803.23	-	273,969.40
Recapitulation by MFO:															
MFO 1	3 01 01 0000	9,901,738.13	-	9,901,738.13	1,559,823.37	2,301,776.02	5,342,969.79	9,204,569.18	1,532,872.37	1,638,291.14	4,979,037.77	8,150,201.28	697,168.95	113,836.08	940,531.82
MFO 2	3 02 01 0000	16,605.00	-	16,605.00	-	-	8,787.00	8,787.00	-	-	8,787.00	8,787.00	7,818.00	-	-
MFO 3	3 03 01 0000	-	-	-	-	-	-	-	-	-	-	-	-	-	-
OF WHICH:															
Major Programs Projects															
KRA No. 1 - Poverty Reduction															

Certified Correct:  MITZI GLYN M. ONDO Administrative Officer V Date:	Certified Correct:  RHODA P. ABARY OIC- Accountant Date:	Recommending Approval:  RHODA P. ABARY Chief Administrative Officer Date:	Approved:  PROSERPINA G. ROXAS, Ph.D. Chancellor II Date:
--	--	---	---