


Particulars	UACS CODE	Appropriations			Allotments				Current Year Obligations				Current Year Disbursements				Balances				
		Authorized Appropriation	Adjustments	Adjusted Appropriation	Allotments Received	Adjustments (Withdrawal)	Transfer To	Transfer From	Adjusted Total Allotments	1st Quarter ending March 31	2nd Quarter ending June 30	3rd Quarter ending Sept. 30	Total	1st Quarter ending March 31	2nd Quarter ending June 30	3rd Quarter ending Sept. 30	Total	Unreleased Appropriation	Unobligated Allotment	Unpaid Obligations (15-20)=(23+24)	
																				Due and Demandable	Not Yet Due and Demandable
1	2	3	4	5=(3+4)	6	7	8	9	10={6+(-)7-8+9}	11	12	13	15=(11+12+13+14)	16	17	18	20=(16+17+18+19)	21=(5-10)	22=(10-15)	23	24
B. SPECIAL PURPOSE FUNDS																					
Miscellaneous Personnel Benefit Fund																					
Personnel Services																					
Personnel and Gratuity Fund/Retirement Benefits Fund																					
Personnel Services (Terminal Leave)		2,670,743.00		2,670,743.00	2,670,743.00				2,670,743.00	2,670,742.94			2,670,742.94	2,670,742.94				2,670,742.94		0.06	-
Priority Development Assistance Fund																					
Maintenance & Other Operating Expenses																					
Others (Please specify)																					
Sub-Total Special Purpose Funds																					
Personnel Services		2,670,743.00		2,670,743.00	2,670,743.00				2,670,743.00	2,670,742.94			2,670,742.94	2,670,742.94				2,670,742.94		0.06	-
MOOE																					
Fin. Exp.																					
CO																					
GRAND TOTAL																					
Personnel Services		87,436,907.00		87,436,907.00	87,436,907.00				87,436,907.00	22,969,105.99	21,198,269.59	19,676,023.67	63,843,399.25	22,968,713.07	21,198,662.51	19,651,223.67	63,818,599.25	-	23,593,507.75	24,800.00	-
MOOE		8,256,000.00		8,256,000.00	8,256,000.00				8,256,000.00	1,342,908.21	1,418,219.21	2,807,486.84	5,568,614.26	1,204,151.86	1,466,156.56	2,796,405.84	5,466,714.26	-	2,687,385.74	-	101,900.00
Fin. Exp.																					
CO																					
Recapitulation by MFO:																					
MFO 1- Advanced & Higher Education		46,009,375.95		46,009,375.95	46,009,375.95				46,009,375.95	11,015,529.45	10,574,330.88	11,341,336.17	32,931,196.50	10,954,899.45	10,628,447.88	11,262,749.17	32,846,096.50		13,078,179.45	24,800.00	60,300.00
MFO 2 - Research Services		21,512,839.48		21,512,839.48	21,512,839.48				21,512,839.48	5,703,097.72	5,093,927.64	4,042,746.25	14,839,771.61	5,686,862.72	5,093,840.64	4,057,583.25	14,838,286.61		6,673,067.87	-	1,485.00
MFO 3 - Extension Services		3,019,000.00		3,019,000.00	3,019,000.00				3,019,000.00	639,033.92	738,325.12	571,833.50	1,949,192.54	639,033.92	738,325.12	571,833.50	1,949,192.54		1,069,807.46	-	-
OF WHICH:																					
Major Programs Projects																					
KRA No. 1 - Poverty Reduction																					
GRAND TOTAL		95,692,907.00	-	95,692,907.00	95,692,907.00	-	-	-	95,692,907.00	24,312,014.20	22,616,488.80	22,483,510.51	69,412,013.51	24,172,864.93	22,664,819.07	22,447,629.51	69,285,313.51	-	26,280,893.49	24,800.00	101,900.00


Certified Correct:


MITZI GLYN M. ONDO
 Administrative Officer V
 Date:


Certified Correct:


RHODA P. ABARY
 OIC- Accountant
 Date:

Recommending Approval:


RHODA P. ABARY
 Chief Administrative Officer
 Date:

Approved By:


PROSERPINA G. ROXAS, Ph.D.
 Chancellor II
 Date: